

St. Laurence Catholic Parish
Elementary Children's Faith Formation (CCE)
Week 6 Lesson Plan
(Home Study Version)



Unit 2 – How do we get to know and love Jesus Christ?

EQ #1: *How does praying the Rosary help me know and love Jesus Christ? (Part 2)*

PARENT CATECHIST PREPARATION

To prepare for this week's lesson:

- Establish a dedicated time and comfortable learning space for your family discovery session.
- Create a [Prayer Table](#) (or check out [How to Make a Prayer Table for Kids](#)) in a special corner of your home.
- Prepare your adult heart and mind by watching one of the following videos ahead of the lesson: [WHY DO CATHOLICS PRAY THE ROSARY](#) or [THE POWER OF PRAYING THE ROSARY](#) and, reviewing the articles [HOW TO PRAY THE ROSARY](#) plus [13 TIPS FOR PRAYING THE ROSARY WITH KIDS](#)
- Choose one of the following Scriptural passages which recount one of the five *Joyful Mysteries of the Rosary* to reflect upon. Share the passage with your child(ren) in this lesson and explain why you chose it or how you are inspired by it:
[LUKE 1: 26-31](#) (*The Annunciation*), [LUKE 1: 39-50](#) (*The Visitation*), [LUKE 2: 1-14](#) (*The Nativity*), [LUKE 2: 22-32](#) (*The Presentation in the Temple*), [LUKE 2: 41-52](#) (*The Boy Jesus in the Temple*)

Supplies you may want to have on hand before beginning the Lesson:

- A *Catholic* family or children's Bible (go to [USCCB](#) for approved Bible translations)
- An electronic device with reliable internet access
- At least one set of *Rosary* beads for demonstration, but preferably one per child
- Sticky notes

- Art/craft or any unlined paper
- Crayons, markers and pencils
- *(Optional)*: Materials necessary for any of the craft ideas selected during the EXTEND segment of the lesson



OPENING PRAYER

Begin your discovery session today with your child or children in prayer. Gather together in your dedicated prayer space and ask your children to quiet their minds and hearts as you pray together. Begin with the [SIGN OF THE CROSS](#) and recite a favorite prayer, choose one of the [COMMON PRAYERS BY GRADE](#) or sing the [OUR FATHER](#) together. Conclude by praying the [SIGN OF THE CROSS](#).

ENGAGE

(Mental warm-up)

Say, “Today, we are going to continue exploring how prayer can help us come to know and love Jesus Christ more deeply. Together, we are going to learn about a special devotional that Catholics pray, called the *Rosary*. I want to share with you one of my favorite passages from the Bible that tells the story of one of the *Joyful Mysteries of the Rosary*... *(Read your favorite passage from the Bible about prayer and explain WHY it is important to you or your favorite passage)* ... You know, when we pray the *Rosary*, we reflect upon the important events in Jesus’ life here on earth as seen through the eyes of His mother, Mary.”

EXPLORE

(Pre-assessment of faith concepts)

Ask/Discuss, “What do you know about praying the Rosary?”

- ❖ As your child or children share their ideas, have them jot a few down on a sticky note (with their name) and then place them on the wall in your discovery space. (For younger children, you may act as the ‘scribe’). Retain the sticky notes to have an understanding of what your child or children already know or don’t know. This will be helpful as you move along through today’s lesson.
 - ❖ To facilitate thinking and discussion, use some of the following prompts: Who is the mother of Jesus? How did she find out that she was going to have a baby? Why is Jesus’ mother so special? How do we show our respect and reverence towards her and why? How did Jesus show his respect towards his mother? Can you recall any special stories about the events of Jesus and Mary’s lives that they shared together? Share them. What special prayer devotion do we practice out of respect for Jesus’ mother that brings us closer to Him? What do you know about this special prayer? *Plus, any others you can think of...*
-

EQ “Essential Question” (This question serves as a cognitive bookend for your child or children – i.e., it is the targeted “so what” or “take-away” of the lesson being presented that your child should be able to articulate at the end of your session today).

Share and post a physical representation of the lesson’s EQ in your study space:

How does praying the Rosary help me know and love Jesus Christ?

EXPLAIN (Either guided with your assistance or working independently, have your child or children review their relevant grade-level material – listed below - and complete the workbook activities. *Empower older children by allowing them to mentor younger siblings*):

- Kinder:** *Call to Faith*, pgs. 8-9 (Ordinary Time: *Our Mother*), pgs. 180-185 (review and practice prayers); *Joyful Mysteries of the Rosary* in Scripture – connect to the passages listed in the *Parent Catechist Preparation* section at the beginning of this Lesson Plan outline)
- Grade 1:** *Alive in Christ*, pg. 9-11 (Ordinary Time – *Mary’s Birthday*); **Chapter 10:** pg. 154-155 (*Responding to God*); pg. 305-307 (*We Believe-Mary, Mother of God and Honoring Mary*) and pg. 303 (*the Apostle’s Creed*)
- Grade 2:** *Alive in Christ*, pg. 9-11 (Ordinary Time – *Mother of Mercy*); **Chapter 5** (review): pg. 98-99 (*Son of God*), pg. 320 (*Sacramentals*) and pg. 308 (*the Apostle’s Creed*)
- Grade 3:** *Alive in Christ*, **Chapter 3** (review): pg. 74-75 (*Families Teach Love*), pg. 330 (*The Rosary*) and pg. 312 (*the Apostle’s Creed*)
- Grade 4:** *Alive in Christ*, pg. 9-11 (Ordinary Time – *Sorrowful Mother*); **Chapter 11:** pg. 168 (*Models of Virtue*), pg. 330 (*Praying with the Saints*) and pg. 310 (*the Apostle’s Creed*)
- Grade 5:** *Alive in Christ*, review pg. 9-11 (Ordinary Time - *Queen of the Holy Rosary*); **Chapter 12:** pg. 178-180 (*Lives of Holiness*), and pg. 310 (*the Apostle’s Creed*)
-

EXTEND

(As a family, gather back together and have each child share, in turn, what they learned about the Catholic devotional, *The Rosary*. Together as a family, come up with a list of *at least three new things* that you learned, were surprised by or think others should know about the practice of praying in this special way. Then, *extend the lesson together by completing at least one of the activities* provided below).

Lower Elementary:

- **Video** Watch and pray the [HAIL MARY PRAYER](#), sing the [HAIL MARY SONG](#) or listen to the [MY MAMA'S GARDEN READ ALOUD](#) story
- **Crafts** [EASY ROSARY FOR BEGINNERS](#) or [JOYFUL MYSTERIES COLORING PAGES](#)
- **Game** [ROSARY HOPSCOTCH](#)
- **Read** one of [THE SHORT HISTORY OF THE ROSARY](#) stories

Upper Elementary:

- **Video** [ALL ABOUT THE ROSARY FOR KIDS](#) (remember, Saint Pope John Paul II introduced the 4th set, or *Luminous* Mysteries focusing on Jesus' public ministry in 2002, but these were not part of the traditional or historical psalter of the Rosary), [THE ROSARY IN TWO MINUTES, THE HOLY ROSARY, FOR KIDS!](#), [WHERE DID THE ROSARY COME FROM?](#) or [HOW TO USE ROSARY BEADS](#)
- **Crafts** [MYSTERIES OF THE ROSARY BOOK](#) (you can print out free images of the mysteries you want to use at [ROSARY MYSTERY IMAGES](#)). You might also enjoy sharing the [JOYFUL MYSTERIES COLORING PAGES](#) to promote remembering the stories behind the five Mysteries.

EVALUATE/REFLECT

Restate today's Essential Question (EQ) – *How does praying the Rosary help me know and love Jesus Christ?*

- **Summarize what's been learned during this lesson, emphasizing those concepts which may have been missed or misunderstood in the EXPLORE step above.**

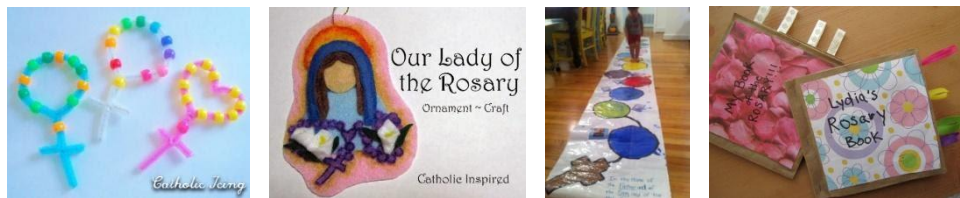
Say, "Remember that the last time we gathered together we discovered that prayer is a *conversation* with God. When we pray to God and listen with our hearts, we have a better understanding of what God wants for our own lives. A very special prayer devotion practiced by many Catholics for hundreds of years is called the *Rosary*. Inspired by Jesus' mother, the Blessed Virgin Mary, the *Rosary* tells the story of Jesus and Mary's life together in four parts, called *Mysteries*. These are the *Joyful*, *Sorrowful*, *Glorious* and *Luminous* Mysteries. The five events of Jesus' life in each set of Mysteries can be found in the Bible and begin with the Angel Gabriel visiting Mary to tell her that she would have a baby and name him Jesus. This is the first *Joyful Mystery*, called the *Annunciation*. Although Mary was young, probably confused and possibly even a bit scared, she trusted God enough to accept His plan for her life. Mary's unconditional "YES" to God is what makes her so very special to us and sets her apart for us as a model of trust, faith and obedience.

Using rosary beads, which are a *sacramental* worthy of special care, we can keep count as we pray either a decade (reflecting on a single event of Jesus' life) or an entire Rosary (reflecting on a set of five Mysteries) saying the Our Father, Hail Mary and Glory Be prayers. By praying the Rosary as the Blessed Mother instructed St. Dominic in the 13th century, we can grow into a deeper relationship with Jesus by thinking about and better understanding his life here on earth. We do this through the eyes of his mother, Mary, who was with Jesus at every important moment in his life. As an obedient son, Jesus would never deny a request made by his mother. And so, with confidence we can bring our concerns and requests for help to Jesus through his Mother, Mary."

- **Say,** "Think back to the passage that I read from the Bible at the beginning of our lesson today. Which Mystery of the Rosary do you think that the story shared? How do you



worldwide or individual rosary in full or by mysteries), [VIRTUAL ROSARY THE JOYFUL MYSTERIES](#), [THE JOYFUL MYSTERIES](#), [THE ROSARY IN TWO MINUTES](#), [HOW TO USE ROSARY BEADS](#), [ALL ABOUT THE ROSARY FOR KIDS](#), [THE HOLY ROSARY, FOR KIDS!](#), [MYSTERY OF THE ROSARY FOR KIDS](#), [HAIL MARY IN SONG](#), [MY MAMA'S GARDEN READ ALOUD](#), [THE STORY OF THE ROSARY, PART 1](#), [LET'S DISCOVER THE ROSARY](#), [ASL HAIL MARY](#)

- **On FORMED.org:** Brother Francis: *The Rosary, A Special Way to Pray* (Refer to [INSTRUCTIONS FOR ACCESSING FORMED](#) to gain free access to the St. Laurence parish membership subscription).
- **Activities/Crafts:** [HOW TO MAKE A ROSARY WITH KIDS](#), [ROSARY ACTIVITIES](#), [ROSARY CRAFTS](#), [OUR LADY OF THE ROSARY](#), [ROSARY DECADE FUN](#), [ROSARY HOPSCOTCH](#), [ROSARY CRAFTS & ACTIVITIES](#), [SHOWER CURTAIN ROSARY](#), [ROSARY COLORING PAGES](#), [MYSTERIES OF THE ROSARY BOOK](#) (you can print out free images of the mysteries you want to use at [ROSARY MYSTERY IMAGES](#)), [JOYFUL MYSTERIES COLORING PAGES](#)



- **Picture Books:**

- *Take It to the Queen: A Tale of Hope* by Josephine Nobisso
- *Just Like Mary*, by Rosemarie Gortler and Donna Piscitelli
- *The Holy Rosary*, by Fr. Lovasik, SVD
- *Our Lady's Wardrobe*, by Anthony DeStefano
- *Mary, Mother of All* by Scott Hahn and Emily Stimpson Chapman
- *My Mama's Garden*, by Mary Williams
- *Pray and Think: Imaginative Rosary Book* by Candace Camling
- *Joyful Mysteries: A Rosary Guide for Children*, by Gianna Martin
- *Mysteries of the Rosary: For Children and the Young at Heart*, by Cheryl Rybarczyk



Revised 3/31/26